

## Mobile Reports Server 1.1 install guide - Linux version

### 1. Overview

This document will cover Mobile Reports Server installation and administration processes on Linux based machines.

### 2. Minimum requirements

Pentium 4 or above

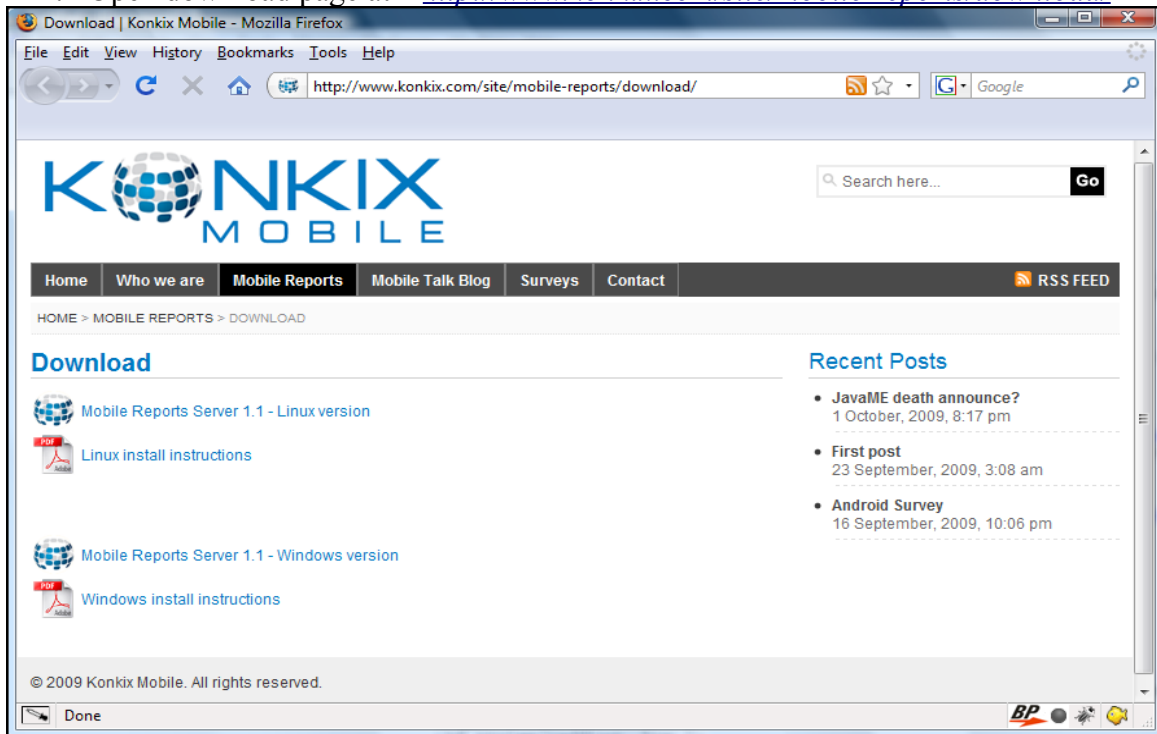
512 MB RAM or above

User with administrative rights

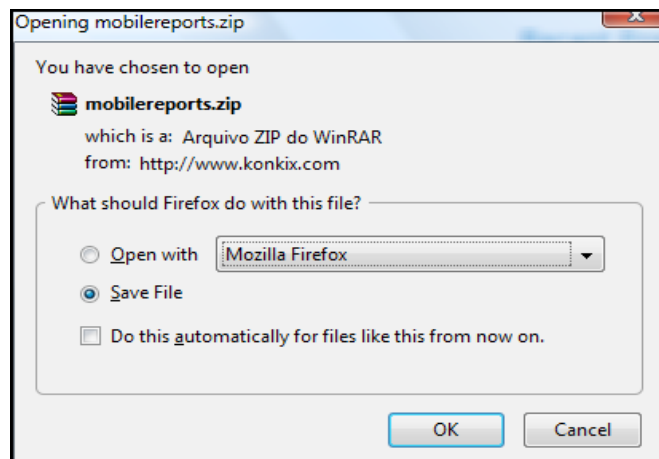
Ports 8080 and 2222 must be unallocated (not used by any other application)

### 3. Steps

1. Open download page at <http://www.konkix.com/site/mobile-reports/download/>



2. Click on Linux version and save mobilereports.zip



### 3. Or download directly with wget

```
sandbox:~# wget http://www.konkix.com/d/installer/mobilereports.zip
```

```
sandbox:~# wget http://www.konkix.com/d/installer/mobilereports.zip
--2009-10-07 05:35:55-- http://www.konkix.com/d/installer/mobilereports.zip
Resolving www.konkix.com... 188.40.196.162
Connecting to www.konkix.com|188.40.196.162|:80... connected.
HTTP request sent, awaiting response... 200 OK
Length: 90987708 (87M) [application/zip]
Saving to: `mobilereports.zip'

19% [=====>                ] 18,041,719   287K/s   eta 3m 46s
```

### 4. After finishing, unzip it.

```
sandbox:~# unzip mobilereports.zip
```

You can move mobile reports unzipped directory to any path you want.

### 5. After unzip, just enter the directory

```
sandbox:~# cd mobilereports
sandbox:~/mobilereports#
```

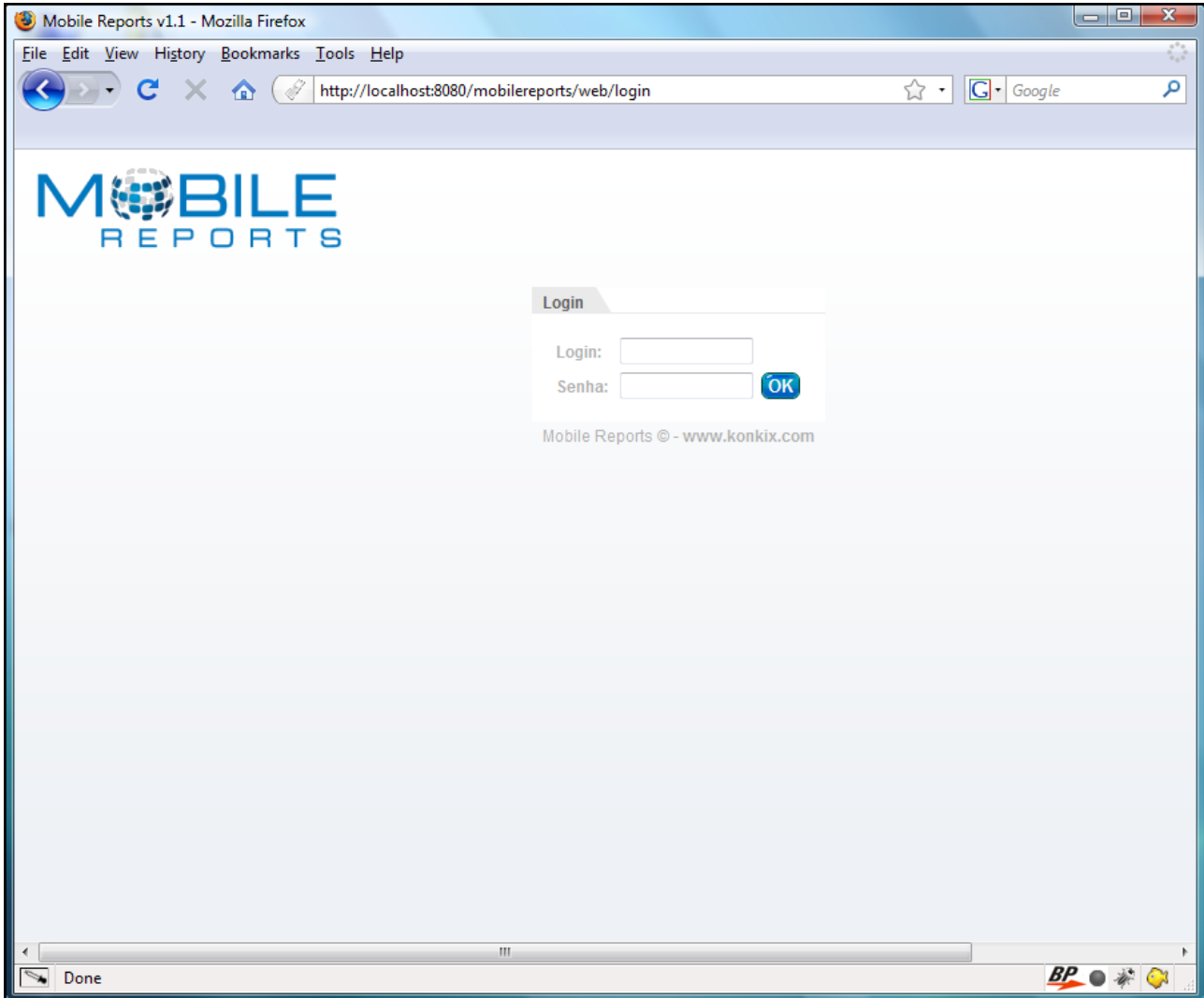
### 6. Run bin/startup.sh (with root user, su or sudo)

```
sandbox:~/mobilereports# bin/startup.sh
Using CATALINA_BASE:   /root/mobilereports
Using CATALINA_HOME:   /root/mobilereports
Using CATALINA_TMPDIR: /root/mobilereports/temp
Using JRE_HOME:        /root/mobilereports/jdk
sandbox:~/mobilereports#
```

### 7. In production mode, you may want to put it in rc.local

```
sandbox:~/mobilereports# echo /root/mobilereports/bin/startup.sh >> /etc/rc.local
sandbox:~/mobilereports#
```

8. After this you can check if everything is in place by opening <http://localhost:8080/mobilereports> in your server or replacing “localhost” by server's ip. You should see the login page of mobile reports web like this:



If you see the screen above, the installation is done. If you have got any issue, please go into our forum at <http://www.konkix.com/forum> and let us help.

If you'd like to get more information about configuring and operating Mobile Reports, please visit us at <http://www.konkix.com/site/mobile-reports/technical-info/system-operation/>

Best Regards  
Konkix Team